

# The Fastest Way To Kick-Start Your Income & Get Your Trafficwave Account For Free

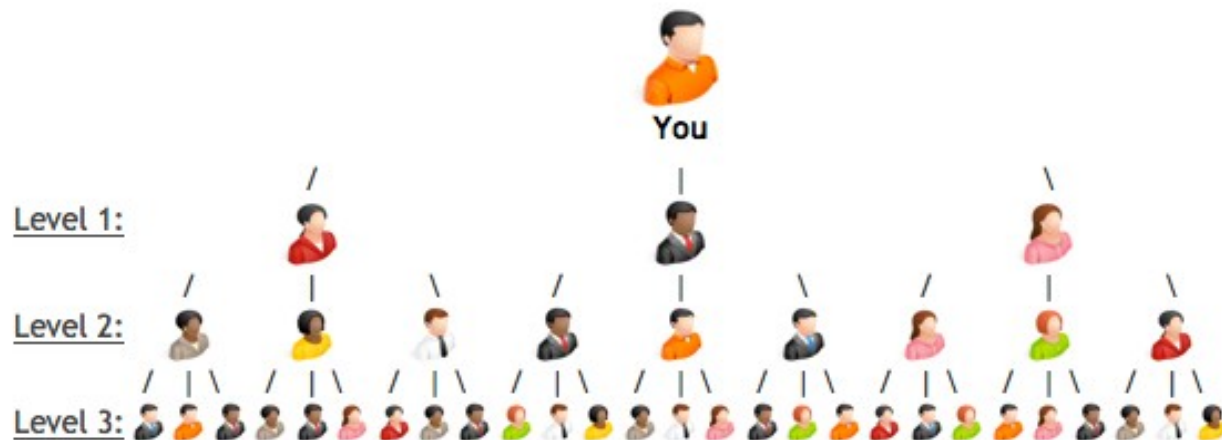
By Dr. Bryan Stoker

The Traffic Wave Money Maker System Ad Co-op is a fantastic tool to build your Trafficwave downline and income, but it serves a lot of people, and it does take time. Fortunately, as your downline grows with more and more members of the Traffic Wave Money Maker System (TWMMS) Ad Co-op, your sign-ups and their sign-ups all go into your downline so you will see faster and faster growth as the network grows.

In the meantime, however, there are several things you can do to build your Trafficwave downline more quickly. One of the techniques discussed below (discovered by one of my downline members) sponsored 7 people in 6 days. The second technique is one I use every month, and it routinely gets me 2 to 4 new members every month.

**By the way, in case you're not familiar with these terms ...**

Your “**downline**” means the people you have sponsored and everyone your referrals sponsor as well (see the picture below). You can learn all about your downline and how much money you can make (up to \$88,587 per month) [here](#).



Also, you should understand that I refer to the autoresponder service at [www.trafficwave.net](http://www.trafficwave.net) as “Trafficwave”.

The “Traffic Wave Money Maker System” (a.k.a., “TWMMS”) is the Ad Co-op system I created to help you grow your Trafficwave downline. All your income will come from Trafficwave; the TWMMS just helps you build your Trafficwave income faster. Here is an example [TWMMS page](#).

If you are willing to spend a little bit of time and money on the first two techniques in this report, you can virtually guarantee your Trafficwave account will not only be “free” within your first 2 months, but you will be making a profit as well.

In this report, I will show you exactly how to do both techniques (plus several more) and how to make a profit in the first month or two.

## INTRODUCTION – Why Trafficwave?

The Trafficwave autoresponder is by far the best autoresponder on the web ... first, because you get ...

**Unlimited campaigns**

**Unlimited emails per campaign, and**

**Unlimited subscribers**

... all for a low, fixed price! Click here for a [price comparison](#).

**Want proof that Trafficwave will save you literally \$100's per month?**

Visit [Aweber](#) and [GetResponse](#) web pages and click on “**Pricing**” in the top banner. Then enter 25,000 subscribers and see what your monthly price will be!

With Trafficwave, you can have a million subscribers, and the price will be \$17.95 per month ... Keep reading, and I'll show you how to get Trafficwave “FREE” month after month.

And on top of amazing savings, Trafficwave offers you a tremendous income opportunity.

There are many ways to make money with your Trafficwave autoresponder, but this report focuses on getting your Trafficwave account free as fast as possible by quickly building your downline.

The TWMMS Ad Co-op is a powerful automated way to build your Trafficwave income to huge levels over the long term, but it does take time. And there are some

simple ways you can get your Trafficwave account free in as little as one month ... while making some extra money along the way.

## **Let's cover a few key facts before I get into the techniques:**

1. You can build your Trafficwave downline while you are in your "**Free Trial**" period, but you must upgrade to "**Paid**" status at Trafficwave before you can earn commissions.
2. Once 3 new accounts have been "**sponsored using your affiliate link**", the monthly commissions on those three will offset your monthly fee ... which means your Trafficwave account is effectively free.
3. The phrase, "**Sponsored using your affiliate link**", means you sponsor your new recruits yourself, or you can get them through the Trafficwave Ad Co-op and/or the TWMMS Ad Co-op. In each of these cases, you get credit for sponsoring the new downline member as well as all the appropriate commissions.
4. You will also build your downline through "**spillover**" from your upline's recruiting efforts, and you will receive monthly commissions for spillover, but you do not get credit for "sponsoring" spillover recruits you receive. That means you don't get the "**Fast Track**" bonus, and spillover recruits don't count towards your "sponsoring requirements" (see #6 below).
5. You WILL get credit and all commissions and bonuses if you sponsor recruits that spillover into your downline's networks.

6. You receive commissions on more levels in the 3x10 matrix as you sponsor more people. When you've sponsored 10 or more, you can receive commissions on all 10 levels.

## 7 Ways To Get Trafficwave Referrals

There are basically 7 ways to sponsor people to join Trafficwave:

1. Wait for the [TWMMS Ad Co-op](#) to sponsor them for you ([click here](#) to jump to this topic in this document).
2. Refer people directly to your [Trafficwave affiliate page](#).
3. Refer people to your [encoded TWMMS](#) home page and/or splash pages, or to your custom-built squeeze pages (see below for details).
4. Use Trafficwave's [built-in social media](#) marketing system.
5. Participate in the [Trafficwave Ad Co-op](#) program.  
**NOTE: This is the easiest fastest way** to make your Trafficwave account free.
6. Participate in Trafficwave's [Co-Registered Leads](#) program
7. Use my [pre-built Trafficwave marketing system](#) (especially when you combine it with my "[High Quality Traffic](#)" system. This system gets you top-quality leads for less than 2-cent ads on Facebook (without creating any ads) and you can actually "**Get Paid**" to get them. Click the link above to get all the details.

**We'll discuss each one of the methods above on the next page.**

### **1. TWMMS Ad Co-op:**

The **TWMMS Ad Co-op** is important, because it provides a long-term solution for growing your downline and your downline's downline. It also includes free training so you can learn how to market TWMMS and create other streams of online income. You can learn all about the [TWMMS Ad Co-op](#) here.

Return to [7 Ways Index](#).

### **2. Trafficwave's Affiliate Page:**

You can also refer people directly to your Trafficwave affiliate page, but I personally haven't found that to be particularly productive. That said, Trafficwave does it all the time through their ad co-op.

Return to [7 Ways Index](#).

### **3. TWMMS Encoded Sales Pages:**

A great way to build your downline more quickly is to refer them to the new TWMMS home page encoded with your Trafficwave affiliate ID or "username". You can get your [free encoded links here](#). Just enter your Trafficwave Username you use to log into Trafficwave in the empty field, and click the "**Create Your TWMMS Links Now**" button. Your encoded links will show up in the field below the button; just copy them

and save them in a text document. Test them out by pasting one of the links in your browser address field.

## TWMMS Encodable Pages Generator:

Enter Your **Trafficwave** Username Here ==>

**Click Here To Generate Your Links** ==>

Your encoded links will be listed in the box below.

"Splash" pages are designed to go to one of the "Home" pages when the button is clicked. "Home" pages are your sales pages. When you market these pages, anyone who joins via the "Step 1" button will be your "personal referral" in Trafficwave.

```
ENCODED HOME PAGES :  
  
http://autopilot101.com/sfwTwaveBonusLtrs/need_cash_now.htm?drstoker  
http://autopilot101.com/sfwTwaveBonusLtrs/twmms.htm?drstoker  
http://autopilot101.com/sfwTwaveBonusLtrs/twmms_need_cash.htm?drstoker  
http://autopilot101.com/workfromhome.htm?drstoker
```

Click in the field above and "Copy" (control-C) the links; then paste them (control-V) in a text document for later reference.

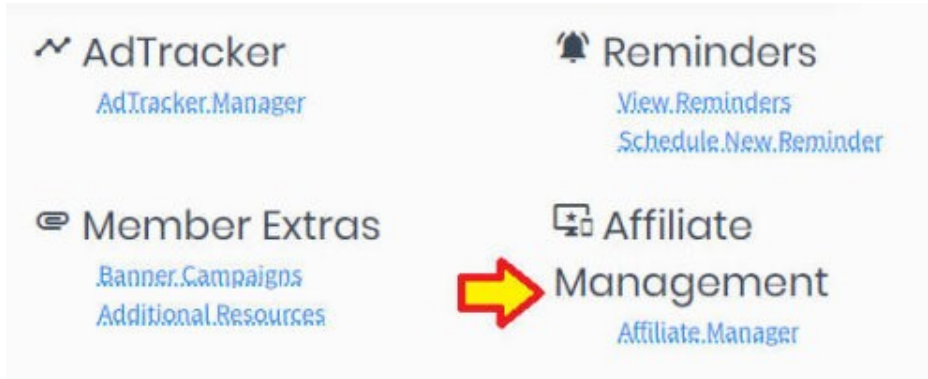
Return to [7 Ways Index](#).

## 4. Trafficwave's Free Social Media Marketing System:

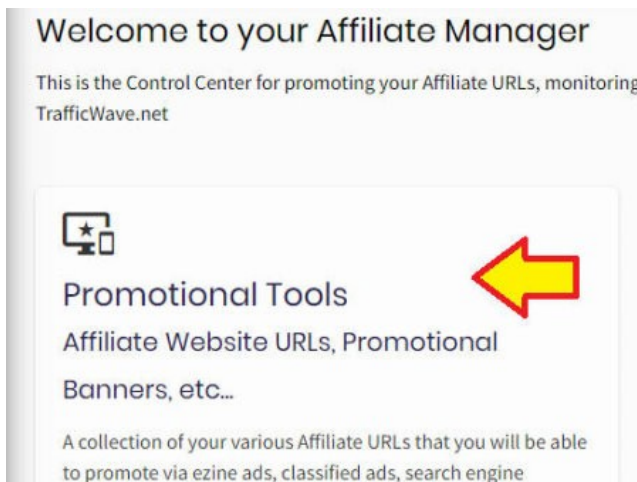
You should also use **Trafficwave's built-in Social Media** marketing system. It's simple, easy, free, and it works! Trafficwave provides **24 links you can promote on social media for free with a single click**. All you have to do is ...

1. [Log in](#),

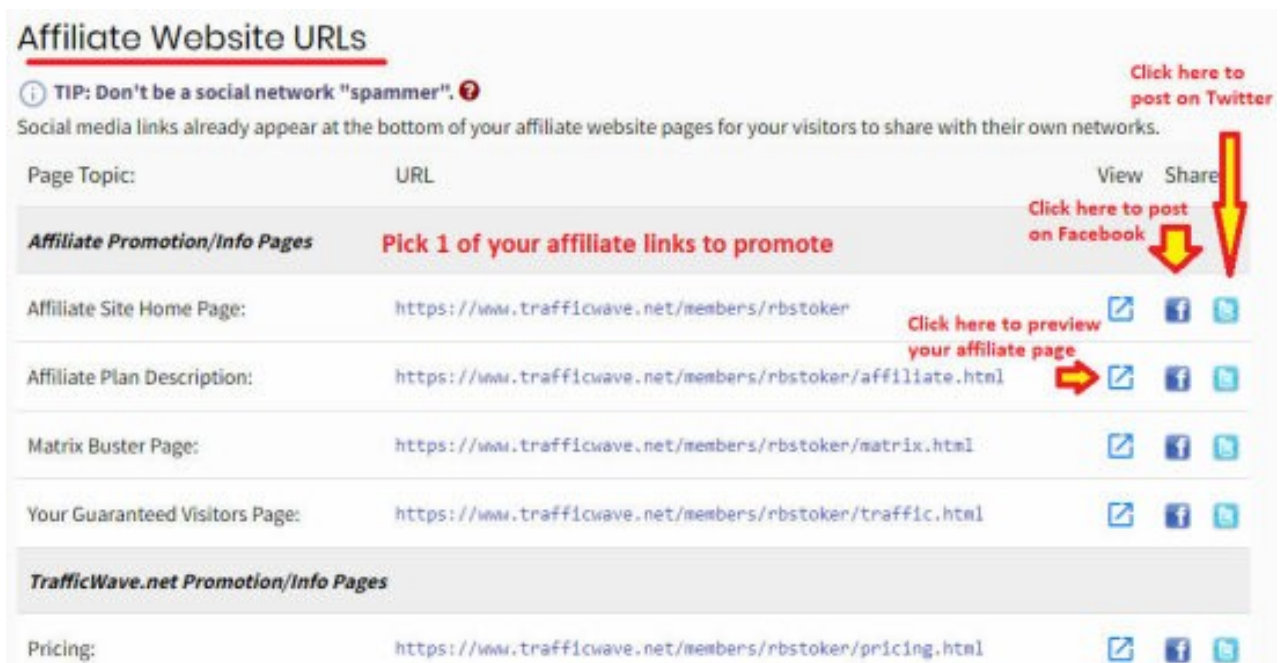
2. Scroll down and click "Affiliate Manager" (lower right corner)



3. Click on "Promotional Tools"



4. Scroll down to the "Affiliate Website URLs" section





5. Pick 2 of your 24 affiliate links to promote today.

You can click the "Preview" icon to see what the affiliate page looks like if you want

6. For each of your selected links, click the Facebook icon to post your link on Facebook.

7. For each of your selected links, click the Twitter icon to post your link on Twitter.

This method gets your link out on social media so you can get some easy referrals. The more often you do this, the better your results; 2 links shared daily is recommended

Return to [7 Ways Index](#).

5. The **Trafficwave's Ad Co-op**, is the **easiest, fastest way to get your Trafficwave account for free**.

Now, the Trafficwave Ad Co-op is not cheap (currently \$39.95 per share per month), but consider this ...

I get 2 to 4 new sign-ups per share every time I participate in Trafficwave's Ad Co-op; it's never failed to deliver for me. In other words, it works ... and it works quickly ... although I usually see the new sign-ups near the end of the month.

Trafficwave costs \$17.95 per month. So 2 months will cost you almost \$36. For \$4 more, you have a great chance of getting your Trafficwave account free.

If you buy a share of the Trafficwave Ad Co-op for just one month and get 3 paid

sign-ups, your Trafficwave account will be free the next month ... which means you will have saved nearly half what you invested in the Trafficwave Ad Co-op ... but that's not all.

**You also get the \$17.95 *Fast Track* bonus when your sign-ups go to paid status.** If you buy one share of Trafficwave's Ad Co-op and get 3 paid sign-ups ... saving you \$17.95 per month ... you'll also get almost \$54 for a \$39.95 investment. In other words, you get paid a \$14 profit to get 3 sign-ups ... which also makes your account free **and** increases your monthly commission.

And when you show your new recruits the TWMMS system, they'll see there is a system in place to help them build their income which means they are more likely to stay in Trafficwave. And the sweet part of this deal is **you can keep doing this month after month making a profit each month** you get at least 3 paid sign-ups. I recommend you stay in the ad co-op until you have at least 10 personal referrals, but that's up to you.

Of course, the reality is sometimes you will only get 2 referrals, and other months, you'll get four ... and it's entirely possible to get more than 4. But you must understand, there is no guarantee on how many recruits you'll get. But normally, I get 2 to 4 per share. At any rate, the key is the first month or two where you are striving to get your Trafficwave membership for free.

By the way, I have had a couple months where I didn't get any referrals from the ad co-op, and Trafficwave gave me a free month without me even asking!

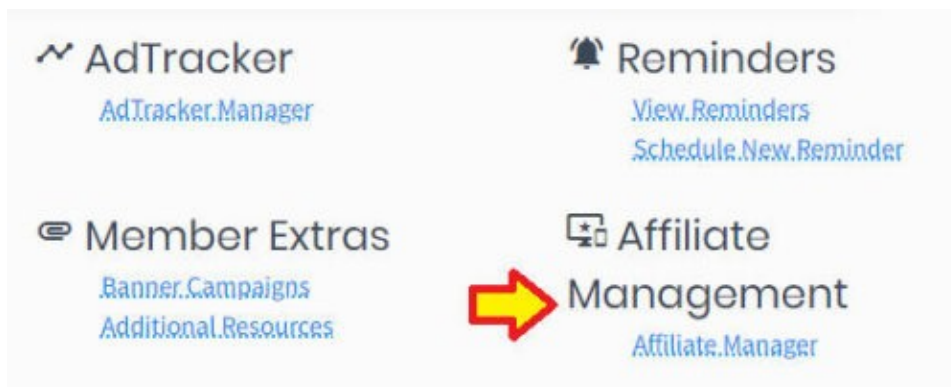
**Now, if you took advantage of my “4 Times The Income” opportunity, your primary Trafficwave account is already free, but you still need 9 new recruits, and the Trafficwave Ad Co-op is the fastest, easiest ... albeit more expensive ... way to get them.**

**The best approach to building your network is a combination of the Trafficwave Ad Co-op for speedy results plus marketing your encoded TWMMS home page and splash page.**

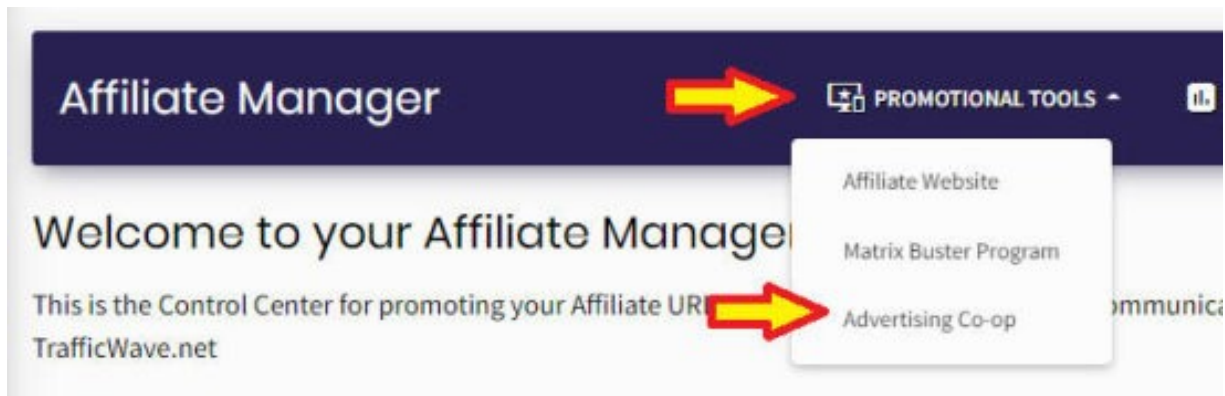
By the way ... a “splash page” is a brief, attention-grabbing web page that gets someone to click through to see your target web page, and a “squeeze page” is a short page that offers something of value if your visitors complete a short form to join your email list.

Here are instructions on how to join Trafficwave’s Ad Co-op.

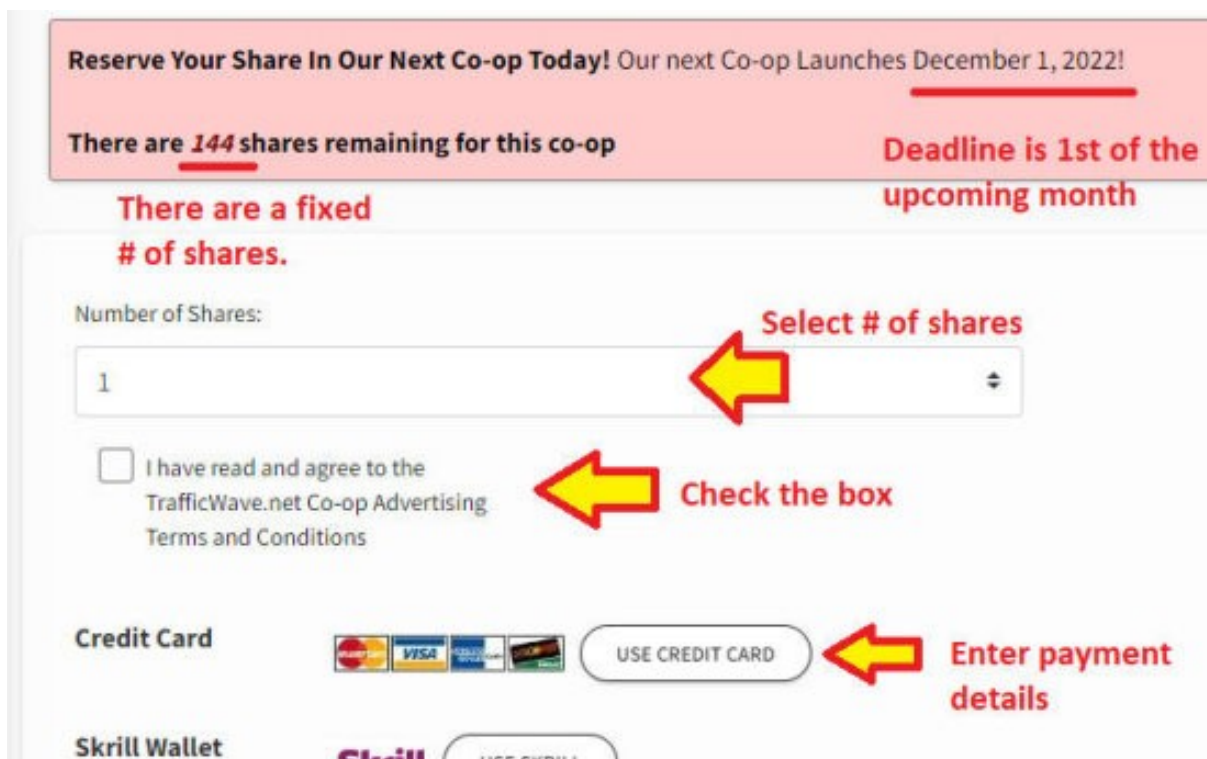
1. [Log in](#)
2. Scroll down and click "Affiliate Manager" (lower right corner)



3. Click on "Promotional Tools" (in the blue banner across the top) and select "Advertising Co-op".



4. Read through the page
5. At the bottom of the page, place your order:



Return to [7 Ways Index](#).

## 6. Trafficwave's Co-Registered Leads Program:

Trafficwave's Co-Registration Leads is a program where you can let Trafficwave put subscribers directly on any of your email campaigns. You have to provide a headline and a short ad (like a classified ad), and Trafficwave puts your ad in front of quality leads for you. Some of them will join your list and some will not. If you ordered 200 "leads" you will keep getting leads until you get 200 "subscribers" on your email list. So you are not really paying for leads; you are paying for actual subscribers.

This is a significant advantage over traditional advertising where you have to create an ad and your opt-in page, pay to advertise, optimize your ad and your opt-in page so you get a large number of your leads to actually opt in and then click the confirmation link in the first email you send. Instead, you just write a classified ad and get subscribers.

Because your cost per subscriber is fixed and reasonable, you want to design your classified ad to only get people who would actually be interested in your email topic. So if you were getting subscribers to your Trafficwave Referrals campaign, you want to write your ad so you only get people looking interested in making money through email marketing. In general, you want to avoid offering freebies in the ad so you don't get "freebie seekers" with no interest in joining Trafficwave.

FYI: These leads do NOT double opt-in. They will not see your landing pages; they just go directly into your email campaign. However, your imported Trafficwave campaign already accounts for that.

With all that in mind, **here are a few headlines and ad copy sets** you might consider to get subscribers on your Trafficwave Referrals campaign:

### **Example Title/Headlines:**

Make Your Fortune With Email...Even If You Get ZERO Sales!

Is Your Autoresponder Costing You A Fortune?...Mine pays me!

How To GET PAID To Build Your Email List

Secrets To Your Email Fortune

25 Ways To Make Money With Your Email Autoresponder

### **Example Ad Body Copy:**

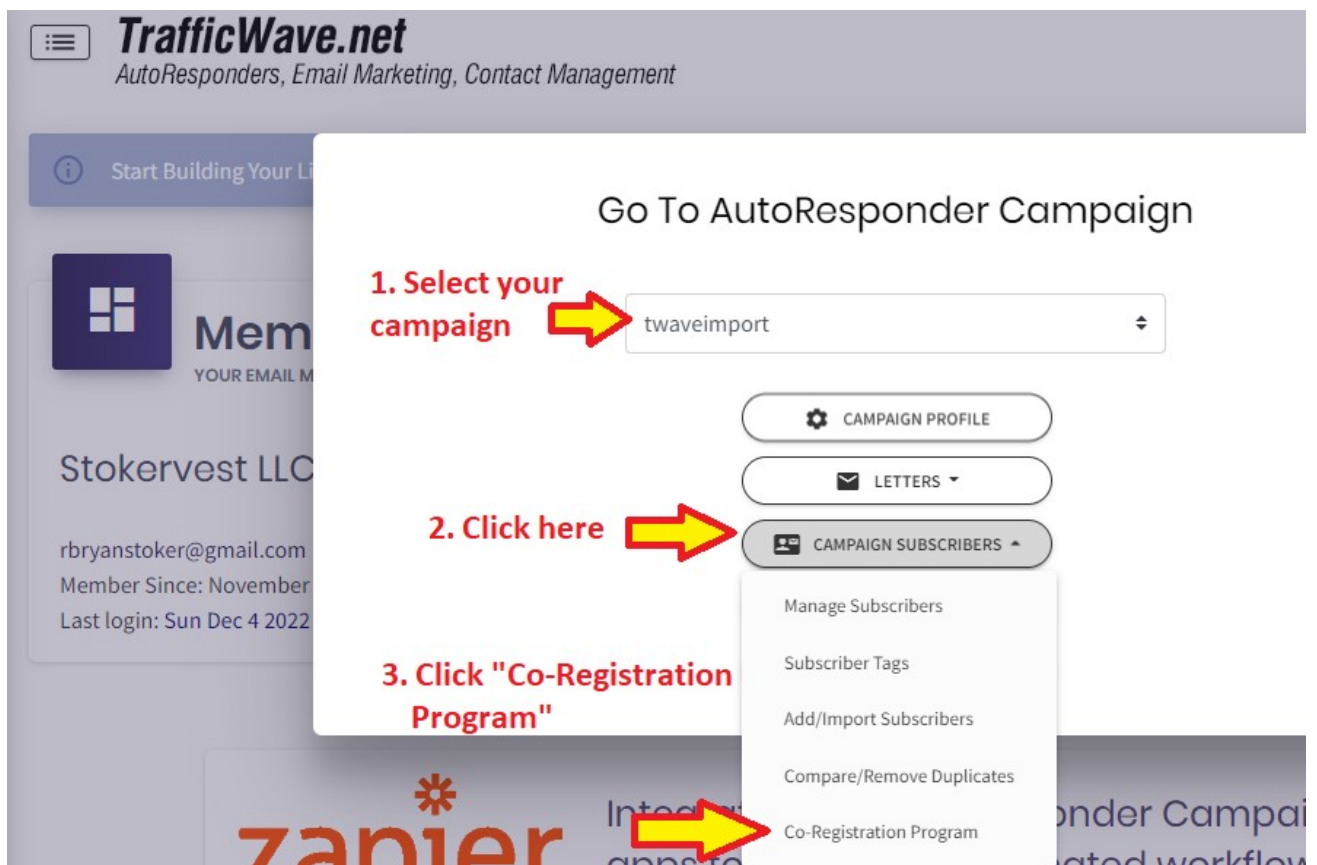
Did you know you can make money with email even if you NEVER get any sales? It's true, and I'll show you how for free. Email is still the best way to make money online. Let me show YOU how to make a monthly income as well as cash-on-demand overnight.

Did you know Trafficwave is the lowest-cost autoresponder and the ONLY one offering UNLIMITED emails and subscribers. And did you know you Trafficwave can make you a fortune even if you never get any sales? Subscribe now & I'll show you how!

Let me show you how to turn email into cash. I'll show you how to get cash-on-demand and build a monthly income (even with ZERO sales). I'll also show you how to GET PAID to get the highest-quality leads on the Web (without writing ads).  
Subscribe now!

**Here are the step-by-step directions to sign up for Co-Registered Leads:**

1. [Log in](#)
2. In the left margin, click on “Autoresponders” (3<sup>rd</sup> icon from the top) and then click on “Go To Campaign...”
3. Select the campaign for which you want subscribers (see image below)
4. Click “Campaign Subscribers” and then click “Co-Registration Program” (as shown below):



5. Read through the program description. This page also shows the current prices (which hasn't changed in at least 5 years):

### Current Packages for Co-Registered Leads:

- 50 Leads for \$22.50** (\$0.45 per lead)
- 100 Leads for \$39.95** (\$0.40 per lead)
- 200 Leads for \$69.95** (\$0.35 per lead)

6. At the bottom of the description page, click the blue button, “Register This Campaign For Co-Registered Leads”
7. In the top pull-down menu, select “**Trafficwave.net**” if you are promoting your imported Trafficwave Referral campaign .

You can pick other programs if you are promoting those, or you can select “**OTHER**” (at the bottom of the list) if you are promoting something not on the list.

8. Your “**Title**” is filled in automatically. If you want something different, you need to go back to the Campaign Profile and set it to what you want the Co-Registered Leads Ad Title/Headline to be. Normal subscribers will see the same Title in their confirmation email, so it needs to make sense as your Co-Reg Ad Headline and when a subscriber sees the Title as a subject line on the confirmation email and in the body of the email (see below).





NOTE: You can't save your ad, so if you want a different title, go back and change it now. Then come back and enter the body of your ad.

9. Enter your "**Offer**" (i.e., the body copy for your ad).

NOTE: The maximum is 255 characters. See examples above for ideas. I recommend you keep your ad to 250 characters or less. They used to have a bug in the code. I would enter ads with 255 characters, and sometimes the software would chop off the last few characters. I mentioned this to Customer Support, but I don't know if they fixed the bug or not.

10. Check the box indicating you agree with the Terms and Conditions.

11. Click the blue "**Submit This Application**" button.

12. Now you need to wait for your ad to be approved. Once it's approved you can go back into the Co-Registered Leads section and place your order using credit card. Be sure to double-check your ad to ensure the last few characters did not get chopped off. If they did get chopped, modify your ad and re-submit it. Incomplete text looks unprofessional even if it's not your fault.

Depending on how "qualifying" your ad is, it may take a while to get your subscribers. In other words, if you advertise cool free stuff, you will probably get your subscribers fast, but they might just be "freebie seekers". If you write your ad tailored to people highly likely to join Trafficwave, you will wait longer to get your subscribers, but they will more likely to be profitable for you.

Return to [7 Ways Index](#).

**7. My Pre-Built Trafficwave Marketing System:**

I'm not going to go into a lot of detail on my **free pre-built Trafficwave marketing system** here because you can get ALL the details on your "Trafficwave Income Builder" download page. If you somehow got this report and don't already have access to the download page, you can [get access here](#).

My pre-built system is simple and powerful, because it incentivizes people to join your list and automatically sends a pre-written email campaign (customized to get you personal referrals and make a few sales along the way). You don't need your own website, and when you combine it with my "[High Quality Traffic](#)" report, you also don't have to build any ads or do any promotion to get leads on your list.

Return to [7 Ways Index](#).

## **More Recommended Marketing Techniques**

The best ways to market are presented above. However, this section presents more techniques you can pursue as well. You can use these techniques to market your encoded TWMMMS pages as well as your pre-built Trafficwave Marketing Opt-in page.

1. The first option is one of the most effective. One of my downline members discovered this technique and sponsored 7 new recruits in his first 6 days. The basic idea is to join the Hit2Hit Traffic Exchange (<http://hit2hit.com/?rid=106380>) and list your encoded splash page or squeeze page on the "My Sites" list.

Now, here's what make the Hit2Hit Traffic Exchange really special. When you upgrade your Free Hit2Hit account to "paid" status, your sites will automatically be displayed on 30 more Traffic Exchanges for free. The total number of hits you get on the other traffic exchanges varies, but let's assume you get 1,000 displays per month per traffic exchange for each website you enter into your "My Sites" list ... When you upgrade your Hit2Hit account, you can list up to 30 sites, and you can list the same site 30 times if you wish. So, let's assume you list your encoded splash page 30 times. That means your site will be displayed 180,000 times per month!

30 sites X 200 displays/site X 30 Traffic Exchanges = 180,000 displays/month

And that doesn't even count your displays on Hit2Hit itself. Our experience has shown this to be one of the most effective ways to build your Trafficwave downline. If you want fast results, you should definitely use this technique.

NOTE: Be sure to set each site to "Auto Assign" and set the "maximum daily views" to 200, and surf a few sites each day on Hit2Hit to keep your credits up.

2. Submit post on your social media accounts. You can either post directly about the advantages of Trafficwave, how you're using it, etc. or you can post links to any blog posts you publish.
3. You can find lots more marketing techniques online at my "Best Advertising Methods" page at <https://autopilot101.com/advertising.htm>

## CONCLUSION

Trafficwave is extremely powerful ... first as an autoresponder that enables the most effective online marketing technique (email marketing), secondly as a tremendous

money-saver as your email list grows, and finally as a powerful source of growing monthly income!

All the techniques presented in this guide do work! As I mentioned, one of my downline members sponsored 7 sign-ups in his first 6 days with Hit2Hit alone. I have other downline members who have sponsored 15 people in just over a month with one of the other techniques. And I grew my downline from 1 to 139 in my 3 months.

**You *Can* do this if you simply take action now!**

Wishing you wealth & prosperity,

*Bryan*

Dr. Bryan Stoker

[rbryanstoker@gmail.com](mailto:rbryanstoker@gmail.com)

<http://theinternetmarketingsource.com/>

<http://autopilot101.com/workfromhome.htm?drstoker>